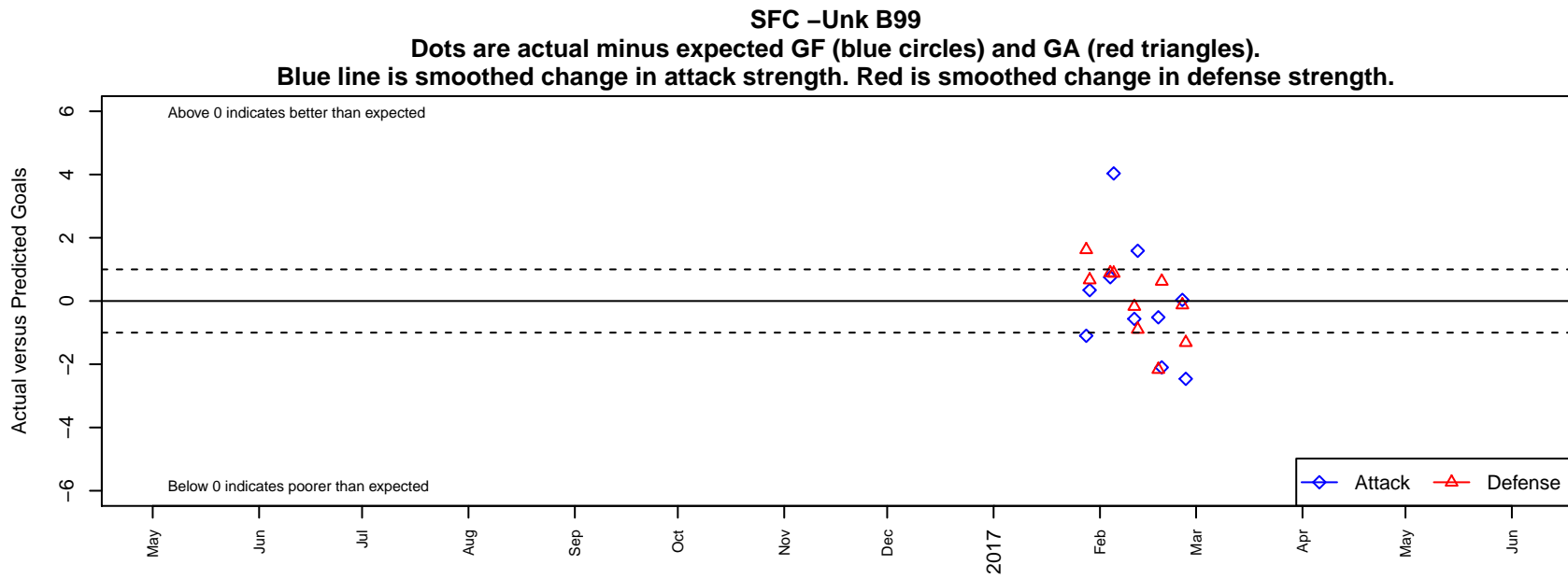


SFC -Unk B99

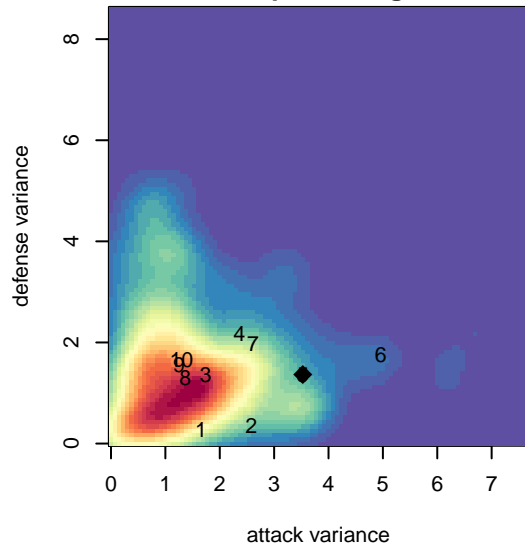
, OR
B99 total strength=1725
attack=45.41 defense=13.4
spr league = Win OYS B99 Premier

alt names used:
SFC 99B

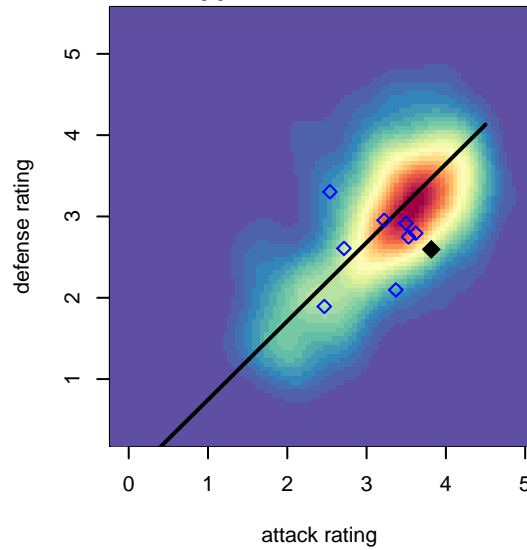
Venues played:
2016 Win OYS B99 Premier



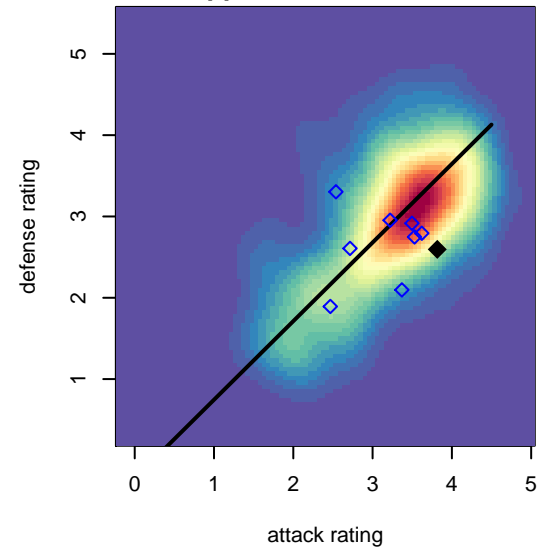
**attack and defense variance (black dot)
relative to other teams
and top 10 in region**



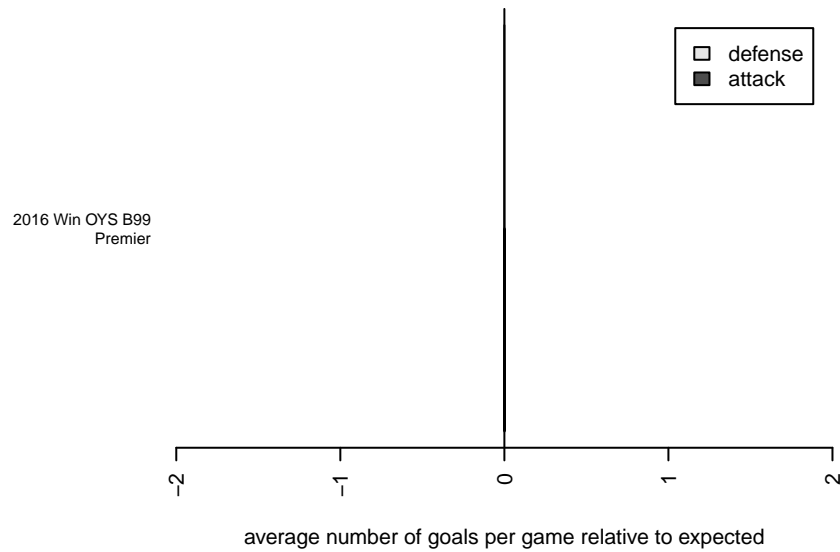
**attack and defense rating
relative to others at age
and all opponents in last 13 months**



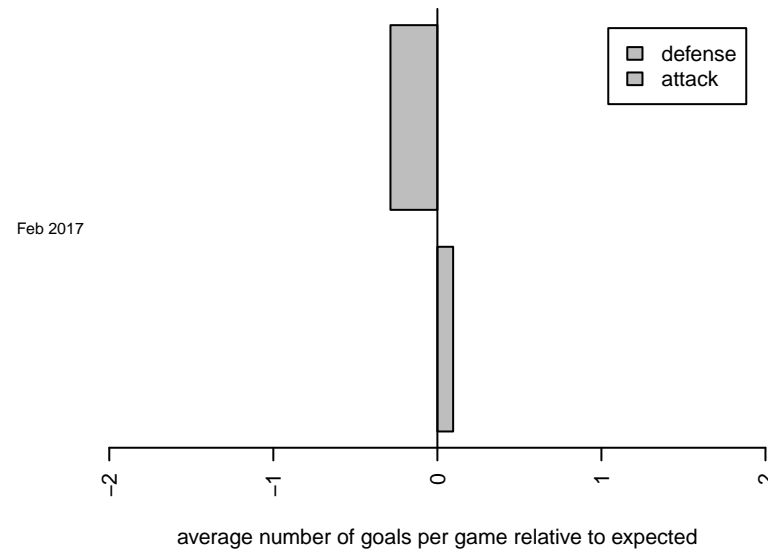
**attack and defense rating
relative to others at age
and all opponents in last 13 months**



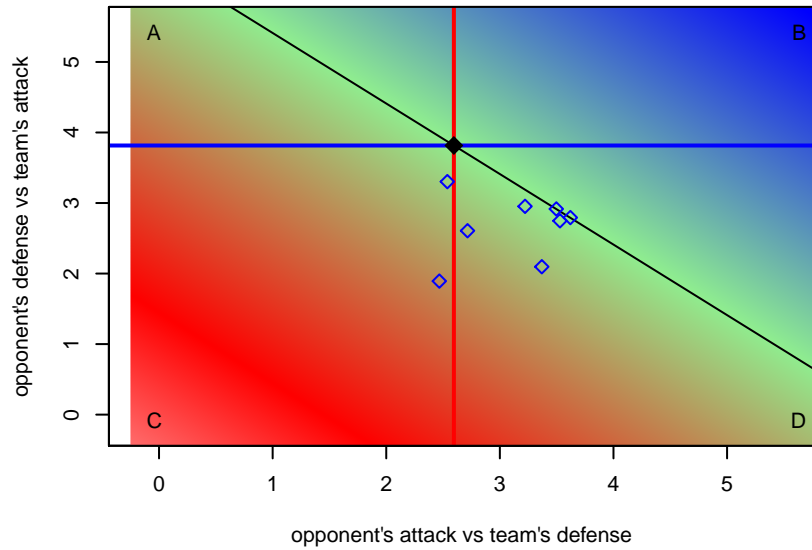
Performance relative to 13 month average



Performance relative to 13 month average



Distribution of opponents
 Red = Lose zone, Blue = Win zone, Green = Even
 Black line separates win/lose zones



lot. A=Neither has attack advantage, B=Opponent has both attack and defense advantage, C=Opponent has both attack and defense disadvantage, D=Both have

date	home		away		venue	pred.home	pred.away
2017-02-26	Westside Timbers Copa B99	4	SFC -Unk B99	0	2016 Win OYS B99 Premier	2.68	2.46
2017-02-25	SFC -Unk B99	5	Eastside Timbers Red B99	2	2016 Win OYS B99 Premier	4.97	1.87
2017-02-19	SFC -Unk B99	1	Santos FC Cruzeiro B99	2	2016 Win OYS B99 Premier	3.10	2.62
2017-02-18	SFC -Unk B99	2	PCU Red B99	3	2016 Win OYS B99 Premier	2.51	0.83
2017-02-12	GPS Newberg B99	2	SFC -Unk B99	5	2016 Win OYS B99 Premier	1.10	3.41
2017-02-11	SFC -Unk B99	2	Capital FC Timbers Red B99	3	2016 Win OYS B99 Premier	2.56	2.83
2017-02-05	Eastside Timbers Red B99	1	SFC -Unk B99	9	2016 Win OYS B99 Premier	1.87	4.97
2017-02-04	SFC -Unk B99	8	TFA Williamette Juventus B99	0	2016 Win OYS B99 Premier	7.25	0.89
2017-01-29	CSC Storm Navy B99	1	SFC -Unk B99	3	2016 Win OYS B99 Premier	1.67	2.66
2017-01-28	Santos FC Cruzeiro B99	1	SFC -Unk B99	2	2016 Win OYS B99 Premier	2.62	3.10